

CONSULTANTS

JASTER-QUINTANILLA
CIVIL ENGINEER
100 GLASS ST.
DALLAS, TEXAS 75207
TEL 972.752.9098

CAYE COOK & ASSOCIATES
LANDSCAPE ARCHITECT
12700 HILLOREST RD, SUITE 149
DALLAS, TX 75230
TEL 214.739.9105

PONCE-FUESS ENGINEERING, LLC
STRUCTURAL ENGINEER
3333 LEE PARKWAY, SUITE 475
DALLAS, TEXAS 75219
TEL 469.310.2850

PURDY-McGUIRE, INC.
MEP ENGINEER
17300 DALLAS PARKWAY, SUITE 3000
DALLAS, TEXAS 75248
TEL 972.239.5357

RICCA DESIGN STUDIOS
FOOD SERVICE CONSULTANT
5325 S VALENTIA WAY
GREENWOOD VILLAGE, COLORADO 80111
TEL 303.221.0500

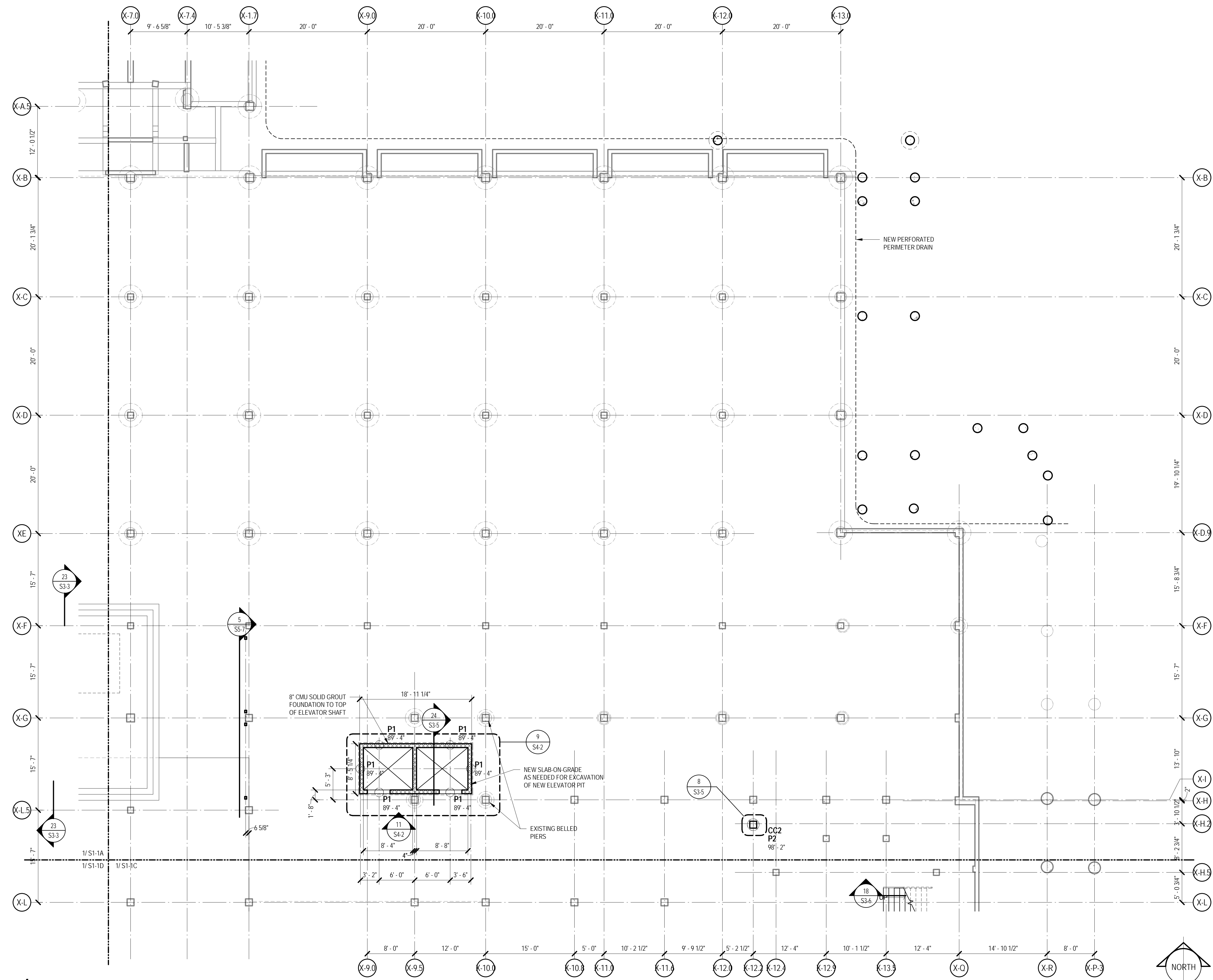
LAFLEUR ASSOCIATES, LLP
LIGHTING CONSULTANT
307 HIGH STREET, SUITE D
CHESTERTOWN MARYLAND 21620
TEL 410.323.1420

WJHW, INC.
AUDIOVISUAL CONSULTANTS
3424 MIDCOURT ROAD, SUITE 124
CARROLLTON, TEXAS 75006
TEL 972.934.3700

WISS, JANNEY, ELSTNER ASSOCIATES, INC.
BUILDING ENVELOPE CONSULTANT
6363 N. STATE HIGHWAY 161, SUITE 550
IRVING, TEXAS 75038
TEL 972.550.7777



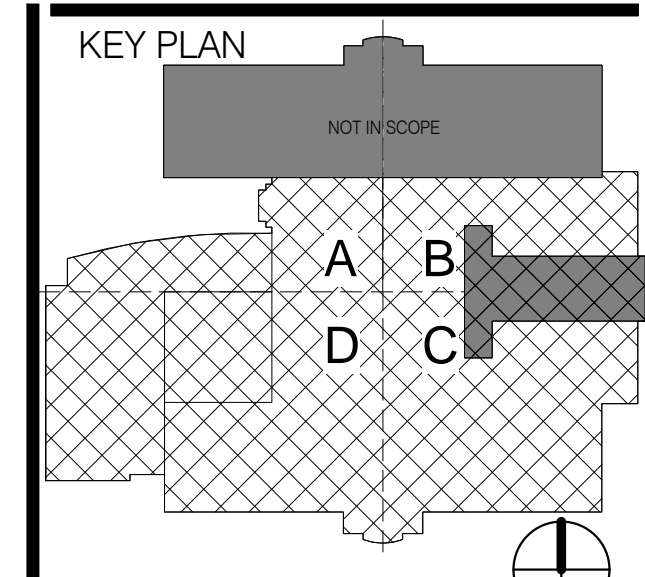
Lucas G. Ponce
11-30-2017



LEVEL 1 PLAN NOTES


1. FINISH FLOOR ELEVATION IS 100'-0" (RELATIVE TO DATUM 100'-0) UNO.
2. TOP OF CONCRETE SLAB IS FINISH FLOOR UNLESS SHOWN OTHERWISE
3. SHEET INDEX:
GENERAL NOTES - S0-1
TYPICAL DETAILS - S3-1, S3-10, S5-1, S5-2
PIER SCHEDULE - S3-1
CONC COLUMN SCHEDULE - S3-10
STEEL COLUMN SCHEDULE - S5-1
EXISTING BEAM REINF SCHEDULE - S3-10
3. TOP OF PIER ELEVATIONS ARE SHOWN RELATIVE TO DATUM ELEVATION 100'-0".
4. REFER TO THE ARCHITECTURAL DRAWINGS FOR EXACT LOCATIONS OF FLOOR RECESSES, DROPS AND SLOPES NOT DIMENSIONED ON PLAN.
5. CONTRACTOR TO VERIFY LOCATION OF ALL EXISTING UTILITIES PRIOR TO DRILLING PIERS.

1 LEVEL 01 Sheet Plan- Sector B
1/8" = 1'-0"



REVISIONS

NO.	DESCRIPTION	DATE	BY



PONCE - FUESS
ENGINEERING

3333 Lee Parkway, Suite 475 • Dallas, TX 75219
469-310-2850 • www.ponce-fuess.com
Project No. 16276 TX REG. # F-12125

**TEXAS WOMENS UNIVERSITY
HUBBARD HALL
ADDITION AND RENOVATION
- STUDENT UNION
DENTON, TEXAS**

PROJECT #: 16032-00 MANAGER: PFE
ISSUED FOR: 100% CD DRAFTER: PFE
DATE: NOVEMBER 30, 2017 CHECKED: PFE

LEVEL 01 SECTOR B -
FLOOR PLAN

SHEET
S1-1B
OF SHEETS