


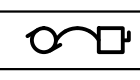


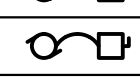
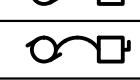
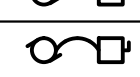
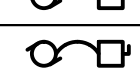


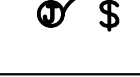



EQUIPMENT SCHEDULE (CONT.)

CALLOUT	DESCRIPTION	SYMBOL	VOLTS	KVA	AMPS	MCA	MOCP	DISCONNECT DESCRIPTION	BREAKER	CIRCUIT	WIRE CALLOUT	NOTES
RTU-5	ROOF TOP UNIT		480V 3P 3W	13.97	16.8	21	25	30/NF/3/3R	25/3	HB-19,21,23	3/4"C,3#10,#10G	
RTU-6	ROOF TOP UNIT		480V 3P 3W	13.97	16.8	21	25	30/NF/3/3R	25/3	HB-25,27,29	3/4"C,3#10,#10G	
RTU-7	ROOF TOP UNIT		480V 3P 3W	13.97	16.8	21	25	30/NF/3/3R	25/3	HB-31,33,35	3/4"C,3#10,#10G	
RTU-8	ROOF TOP UNIT		208V 2P 2W	3.22	15.5	19.4	30	30/NF/3/3R	30/2	LC-75,77	3/4"C,2#12,#12G	
RTU-9	ROOF TOP UNIT		480V 3P 3W	7.32	8.8	11	15	30/NF/3/3R	15/3	HB-37,39,41	3/4"C,3#12,#12G	
RTU-10	ROOF TOP UNIT		480V 3P 3W	11.97	14.4	18	25	30/NF/3/3R	25/3	HB-2,4,6	3/4"C,3#12,#12G	
RTU-11	ROOF TOP UNIT		480V 3P 3W	7.98	9.6	12	15	30/NF/3/3R	15/3	HB-8,10,12	3/4"C,3#12,#12G	
RTU-12	ROOF TOP UNIT		480V 3P 3W	7.98	9.6	12	15	30/NF/3/3R	15/3	HB-14,16,18	3/4"C,3#12,#12G	
RTU-13	ROOF TOP UNIT		208V 3P 3W	4.68	13	16.2	20	30/NF/3/3R	20/3	LC-69,71,73	3/4"C,3#12,#12G	
RTU-14	ROOF TOP UNIT		480V 3P 3W	9.31	11.2	14	20	30/NF/3/3R	20/3	HB-32,34,36	3/4"C,3#12,#12G	
SCRN-1	MOTORIZED SCREEN		120V 1P 2W	0.1	0.8			DIRECT	20/1	LA-12	3/4"C,1#12,#12N,#12G	PROVIDE UP/DOWN/STOP CONTROLS AND INSTALL ACCORDING TO MANUFACTURER'S RECOMMENDATIONS.
SCRN-2	MOTORIZED SCREEN		120V 1P 2W	0.1	0.8			DIRECT	20/1	LA-46	3/4"C,1#12,#12N,#12G	PROVIDE UP/DOWN/STOP CONTROLS AND INSTALL ACCORDING TO MANUFACTURER'S RECOMMENDATIONS.
SIGN	MONUMENT SIGN		120V 1P 2W	1.2	10			30/NF/2/3R	20/1	LA-40	3/4"C,1#12,#12N,#12G	DATA FOR THIS PIECE OF EQUIPMENT IS BASED ON PRELIMINARY INFORMATION AT THE TIME OF DESIGN. ACTUAL EQUIPMENT MOST LIKELY WILL REQUIRE DIFFERENT INFRASTRUCTURE. CONTRACTOR SHALL ENSURE TO ADJUST PROTECTION, FEEDER, AND OTHER EQUIPMENT AS REQUIRED TO PROVIDE A COMPLETE AND OPERATIONAL SYSTEM SUITABLE FOR EQUIPMENT PROVIDED.
WH-1	WATER HEATER		480V 3P 3W	10	12			30//NF/3	20/3	HA-3,5,7	3/4"C,3#12,#12G	

PRELIMINARY  
NOT FOR  
CONSTRUCTION  
THIS DOCUMENT IS RELEASED FOR THE PURPOSE OF INTERIM REVIEW UNDER THE AUTHORITY OF ROBERTO TORRES, P.E. LICENSE # 83419. IT IS NOT TO BE USED FOR CONSTRUCTION, OR PERMIT PURPOSES.

Revision Schedule		
Rev. #	Revision Description	Revision Date



**OWT ARCHITECTS**  
509 PECAN STREET  
SUITE 100  
FORT WORTH, TX 76102  
817.993.9844  
www.owtarchitects.com

**TEXAS GUN EXPERIENCE**  
GRAPEVINE, TEXAS

2016-028-00  
DECEMBER 1 2017

**EQUIPMENT SCHEDULE**

**E4.4**