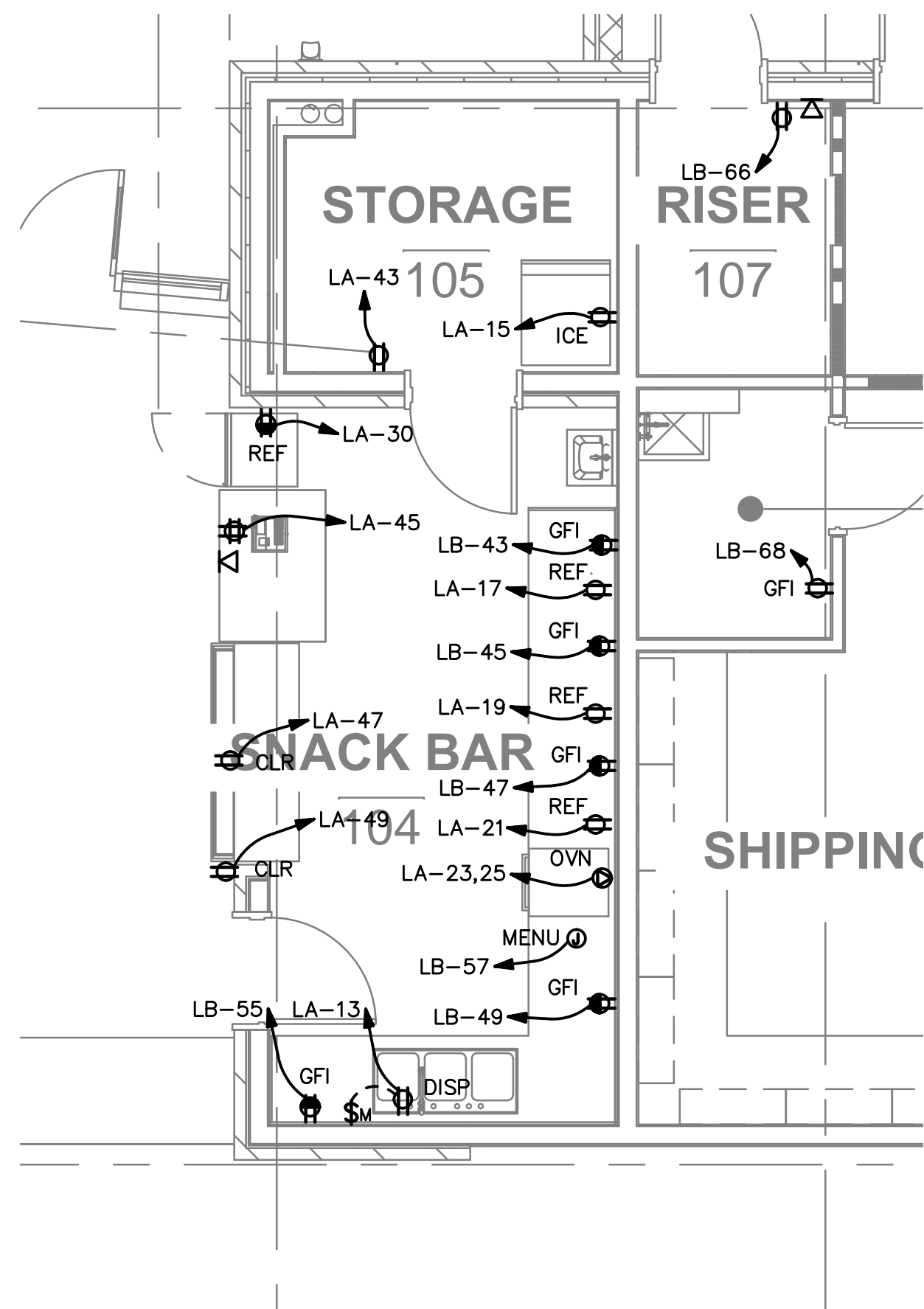
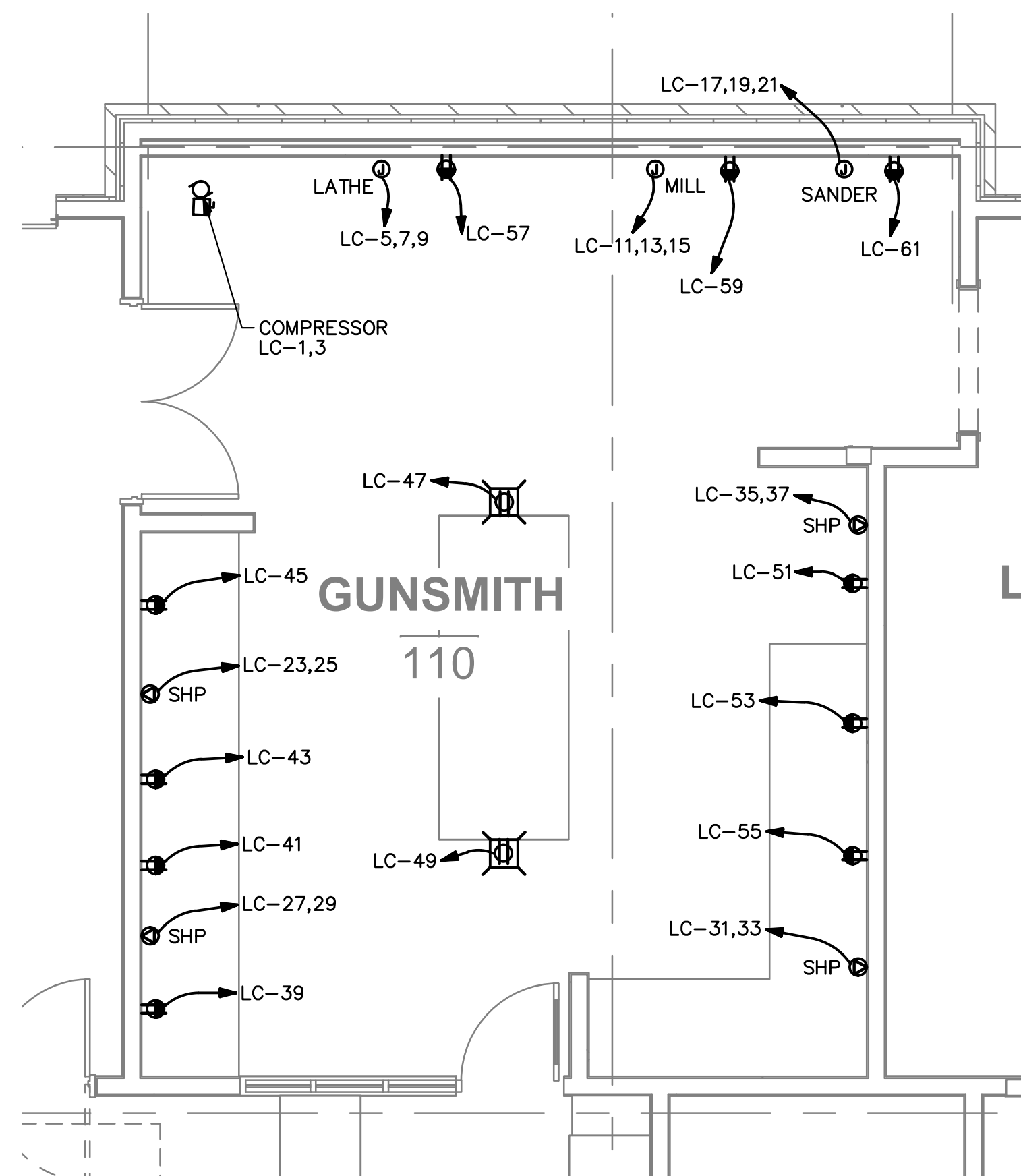


POWER FLOOR PLAN - MEZZANINE 1
SCALE: 1/8" = 1'-0" E3.3



PARTIAL POWER FLOOR PLAN 2
SCALE: 1/4" = 1'-0" E3.3



PARTIAL POWER FLOOR PLAN 3
SCALE: 1/4" = 1'-0" E3.3

DRAWING NOTES

1. REFER TO SHEET E0.0 FOR SYMBOLS AND GENERAL NOTES.
2. THIS DESIGN WAS DONE USING EXISTING LOAD INFORMATION AVAILABLE AT TIME OF DESIGN. CONTRACTOR SHALL VERIFY EXISTING LOADS AND PROVIDE FEEDERS FROM BUILDING DISTRIBUTION IF NECESSARY.
3. CONTRACTOR SHALL MAKE FINAL CONNECTIONS TO ALL DEVICES AND EQUIPMENT SHOWN OR REFERRED TO IN THIS DRAWING.
4. PROVIDE GFI PROTECTION FOR ALL RECEPTACLES IN KITCHEN. ALL ACCESSIBLE RECEPTACLES SHALL BE GFI-TYPE AND ALL NON-ACCESSIBLE RECEPTACLES SHALL HAVE GFI BREAKERS.

NOTES BY SYMBOL

- A. PROVIDE CEILING FAN CONTROL AND MOUNT ADJACENT TO LIGHTING CONTROLS.

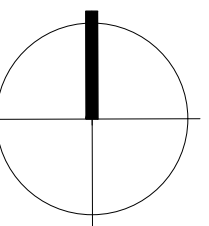
PRELIMINARY NOT FOR CONSTRUCTION

THIS DOCUMENT IS RELEASED FOR THE PURPOSE OF INTERIM REVIEW UNDER THE AUTHORITY OF ROBERTO TORRES, P.E. LICENSE # 83419. IT IS NOT TO BE USED FOR CONSTRUCTION, OR PERMIT PURPOSES.

Revision Schedule

Rev. #	Revision Description	Revision Date

NORTH



OWT ARCHITECTS

509 PECAN STREET
SUITE 100
FORT WORTH, TX 76102
817.983.9844

www.owtarchitects.com

TEXAS GUN EXPERIENCE

GRAPEVINE, TEXAS

2016-028-00
DECEMBER 1 2017

POWER - MEZZANINE

E3.3