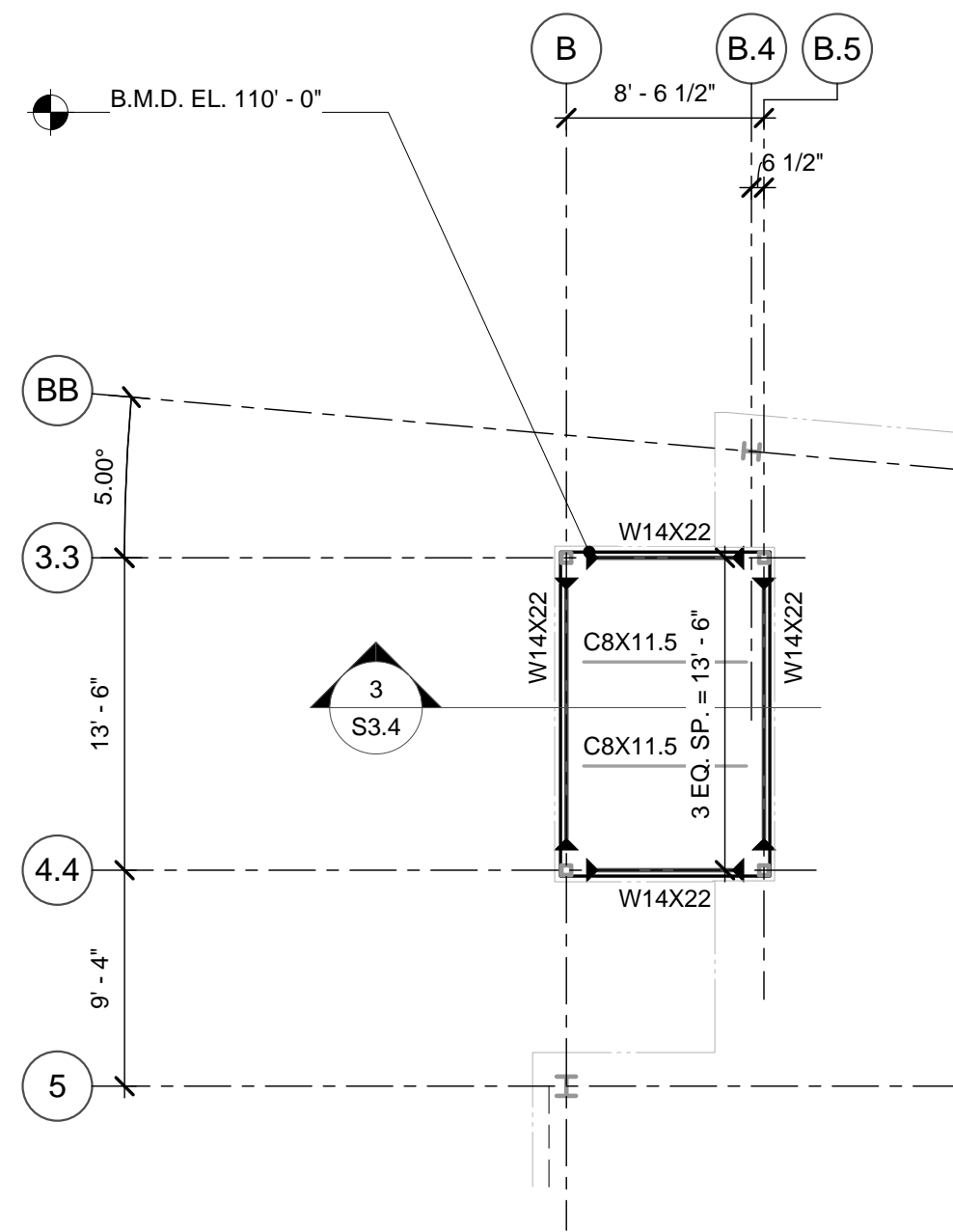


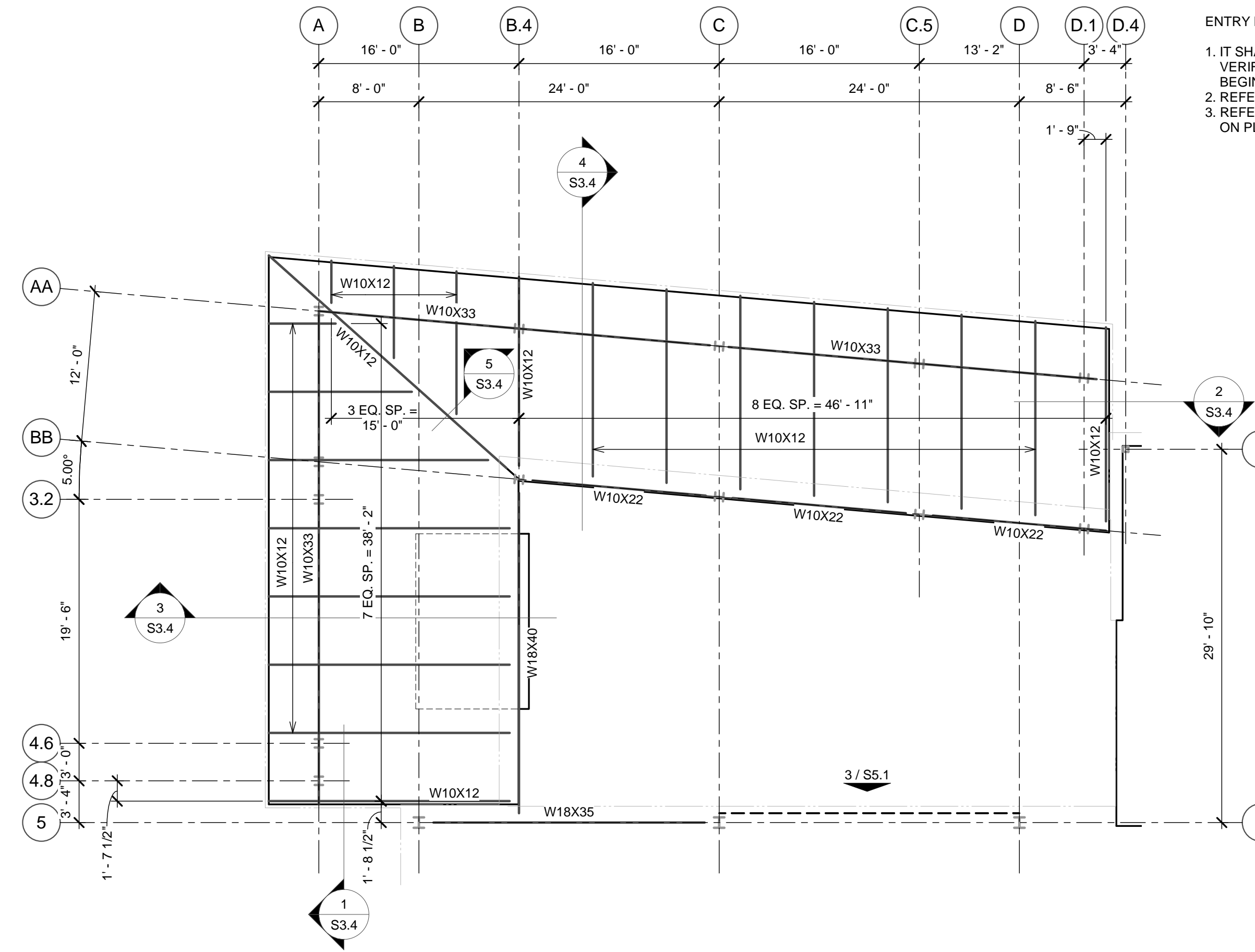
VESTIBULE FRAMING PLAN NOTES:

1. IT SHALL BE THE CONTRACTOR'S RESPONSIBILITY TO VERIFY ALL DIMENSIONS AND ELEVATIONS PRIOR TO BEGINNING CONSTRUCTION.
2. REFER TO SHEET S0.1 AND S0.2 FOR GENERAL NOTES.
3. REFER TO SHEET S3.1 FOR TYPICAL DETAILS NOT NOTED ON PLAN.
4. B.M.D. 110'-0" INDICATES BOTTOM OF METAL DECK ELEVATION (B.M.D.)



1 PLAN

1/8" = 1'-0" Vest 103 Roof Framing Plan

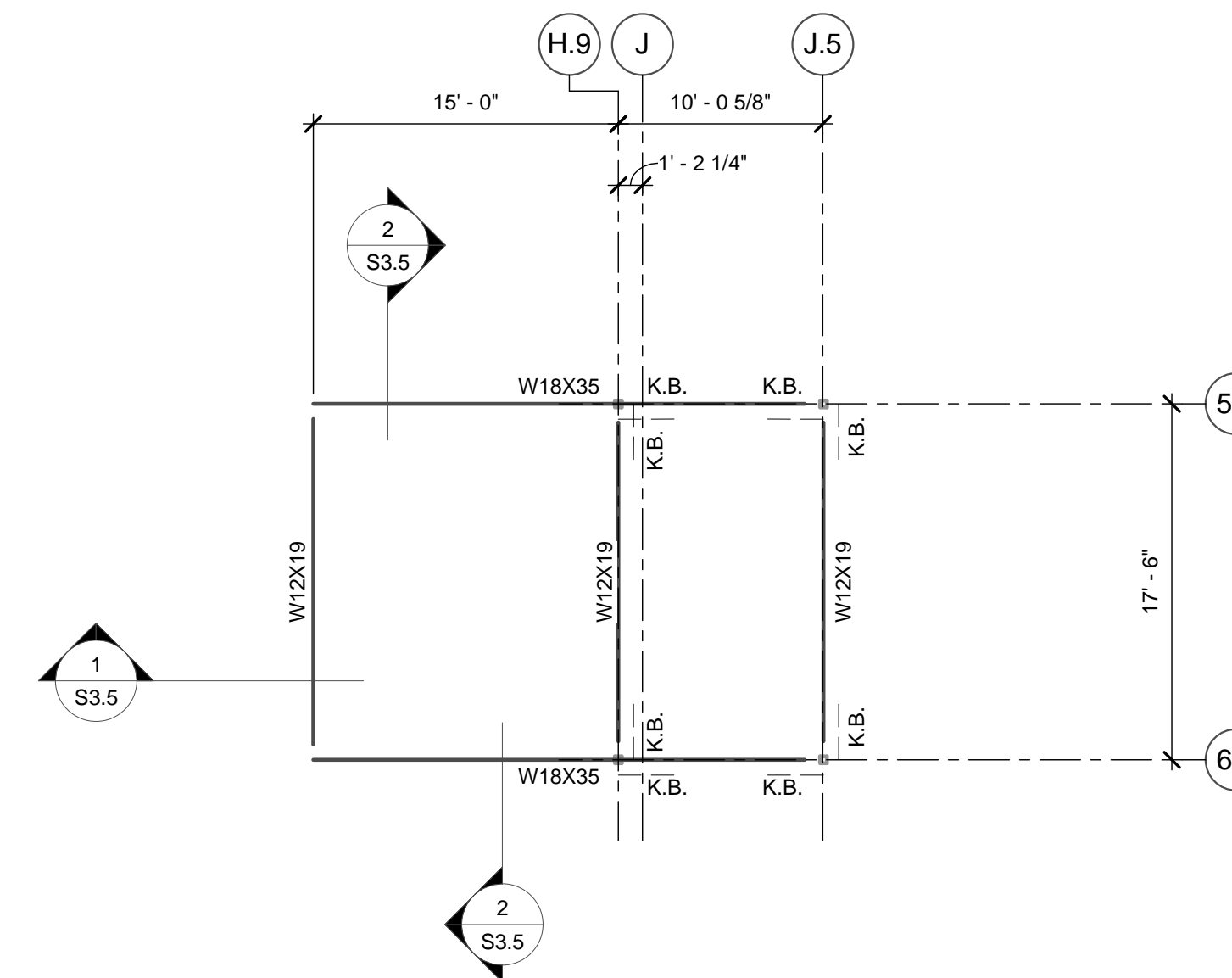


ENTRY PLAZA FRAMING PLAN NOTES:

1. IT SHALL BE THE CONTRACTOR'S RESPONSIBILITY TO VERIFY ALL DIMENSIONS AND ELEVATIONS PRIOR TO BEGINNING CONSTRUCTION.
2. REFER TO SHEET S0.1 AND S0.2 FOR GENERAL NOTES.
3. REFER TO SHEET S3.1 FOR TYPICAL DETAILS NOT NOTED ON PLAN.

2 PLAN

1/8" = 1'-0" Entry Plaza Framing Plan



POS / RENTALS PLAN NOTES:

1. IT SHALL BE THE CONTRACTOR'S RESPONSIBILITY TO VERIFY ALL DIMENSIONS AND ELEVATIONS PRIOR TO BEGINNING CONSTRUCTION.
2. REFER TO SHEET S0.1 AND S0.2 FOR GENERAL NOTES.
3. REFER TO SHEET S3.1 FOR TYPICAL DETAILS NOT NOTED ON PLAN.
4. K.B. INDICATES KNEE BRACE. REFER TO SHEET 5/S5.5.

3 PLAN

1/8" = 1'-0" Rentals - VIP Safe Ceiling Framing Plan

THIS DOCUMENT IS RELEASED ON 12-1-17 FOR THE PURPOSE OF BIDDING ONLY UNDER THE AUTHORITY OF BRYAN WADE GREEN, P.E. 74453. IT IS NOT TO BE USED FOR CONSTRUCTION OR FABRICATION PURPOSES.

Revision Schedule		
Rev. #	Revision Description	Revision Date

**FWN&A**  
 Frank W. Neal & Assoc., Inc.  
 1016 W. Broadway Ave. 817-332-1944  
 Fort Worth, TX 76104 fwna-eng.com  
 Texas firm reg. no. F-000296

TEXAS GUN  
 EXPERIENCE  
 GRAPEVINE, TX

217.130.03  
 DECEMBER 1, 2017

PARTIAL FRAMING  
 PLANS

S2.3