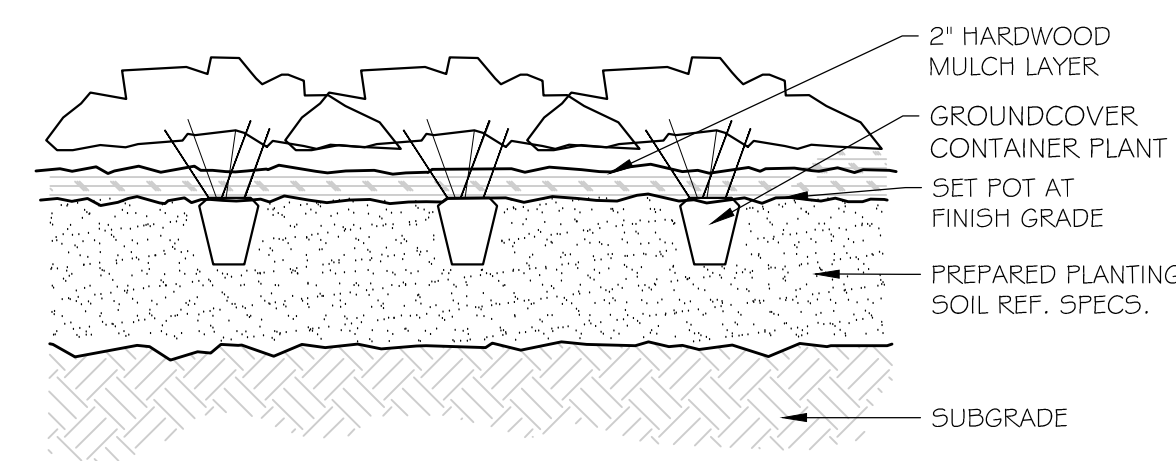
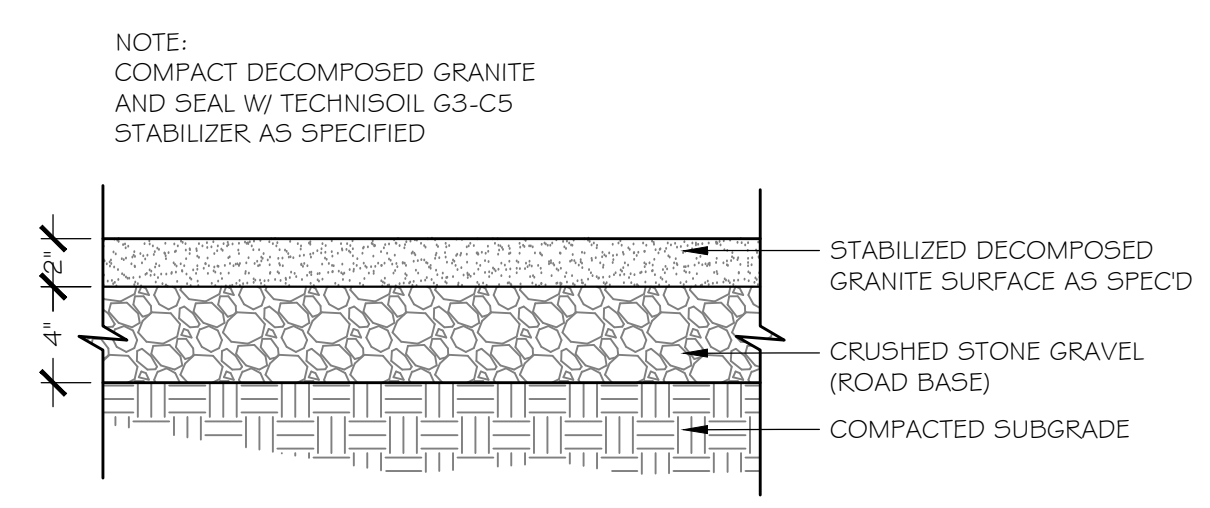


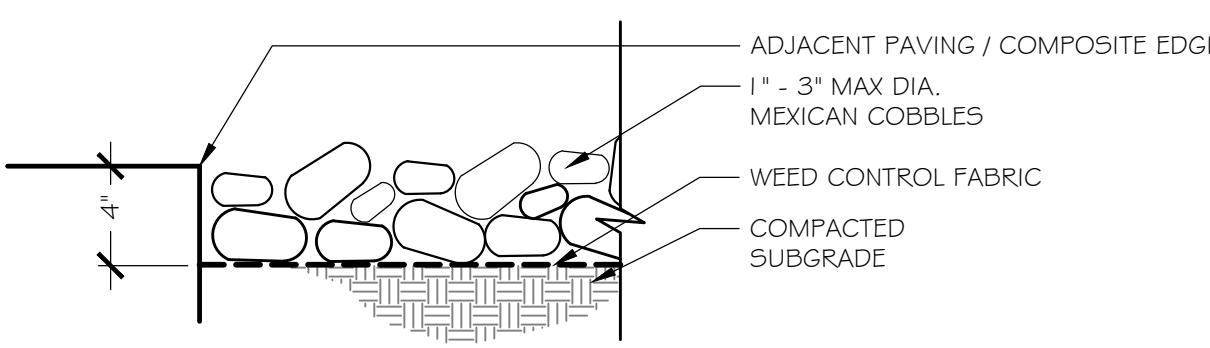
1 SHRUB PLANTING
NTS



2 GROUNDCOVER PLANTING
NTS

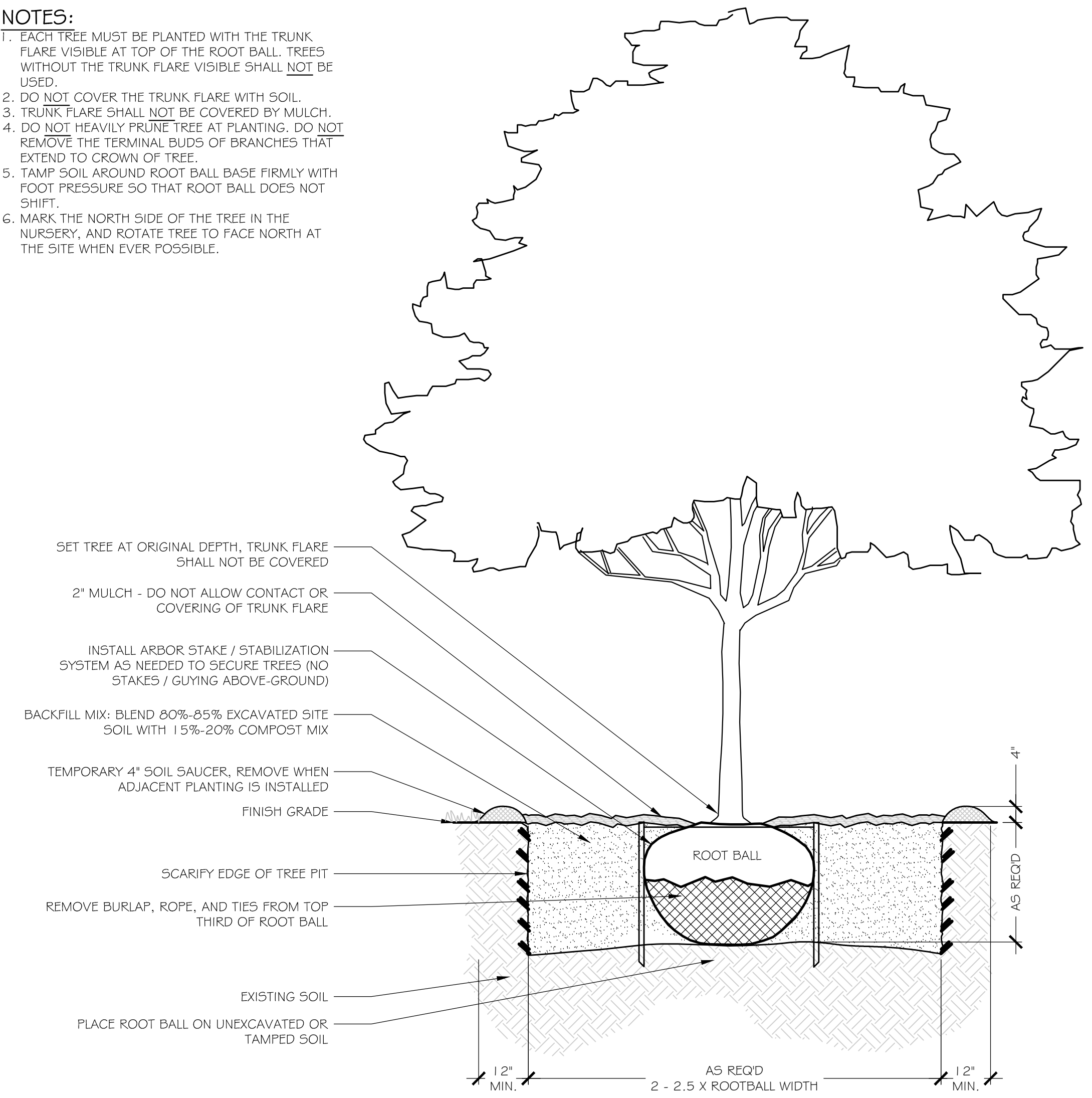


3 DECOMPOSED GRANITE
1-1/2\"/>



4 MEXICAN PEBBELS
1-1/2\"/>

- NOTES:**
1. EACH TREE MUST BE PLANTED WITH THE TRUNK FLARE VISIBLE AT TOP OF THE ROOT BALL. TREES WITHOUT THE TRUNK FLARE VISIBLE SHALL NOT BE USED.
 2. DO NOT COVER THE TRUNK FLARE WITH SOIL.
 3. TRUNK FLARE SHALL NOT BE COVERED BY MULCH.
 4. DO NOT HEAVILY PRUNE TREE AT PLANTING. DO NOT REMOVE THE TERMINAL BUDS OF BRANCHES THAT EXTEND TO CROWN OF TREE.
 5. TAMP SOIL AROUND ROOT BALL BASE FIRMLY WITH FOOT PRESSURE SO THAT ROOT BALL DOES NOT SHIFT.
 6. MARK THE NORTH SIDE OF THE TREE IN THE NURSERY, AND ROTATE TREE TO FACE NORTH AT THE SITE WHEN EVER POSSIBLE.



5 TREE PLANTING
NTS

INTERIM REVIEW DOCUMENTS
NOT INTENDED FOR BIDDING
OR CONSTRUCTION
PURPOSES
12.01.17

no.	date	revision

100% BID

date: 12.01.2017

drawn by: JH

project no: 41-17

**DAVID McCASKILL
DESIGN GROUP**
250 Miron Drive
Southlake, Texas
e: david@dmcaskilldesign.com, t: 817.709.2084



sheet

LA2.0

SHEET 2 OF 2