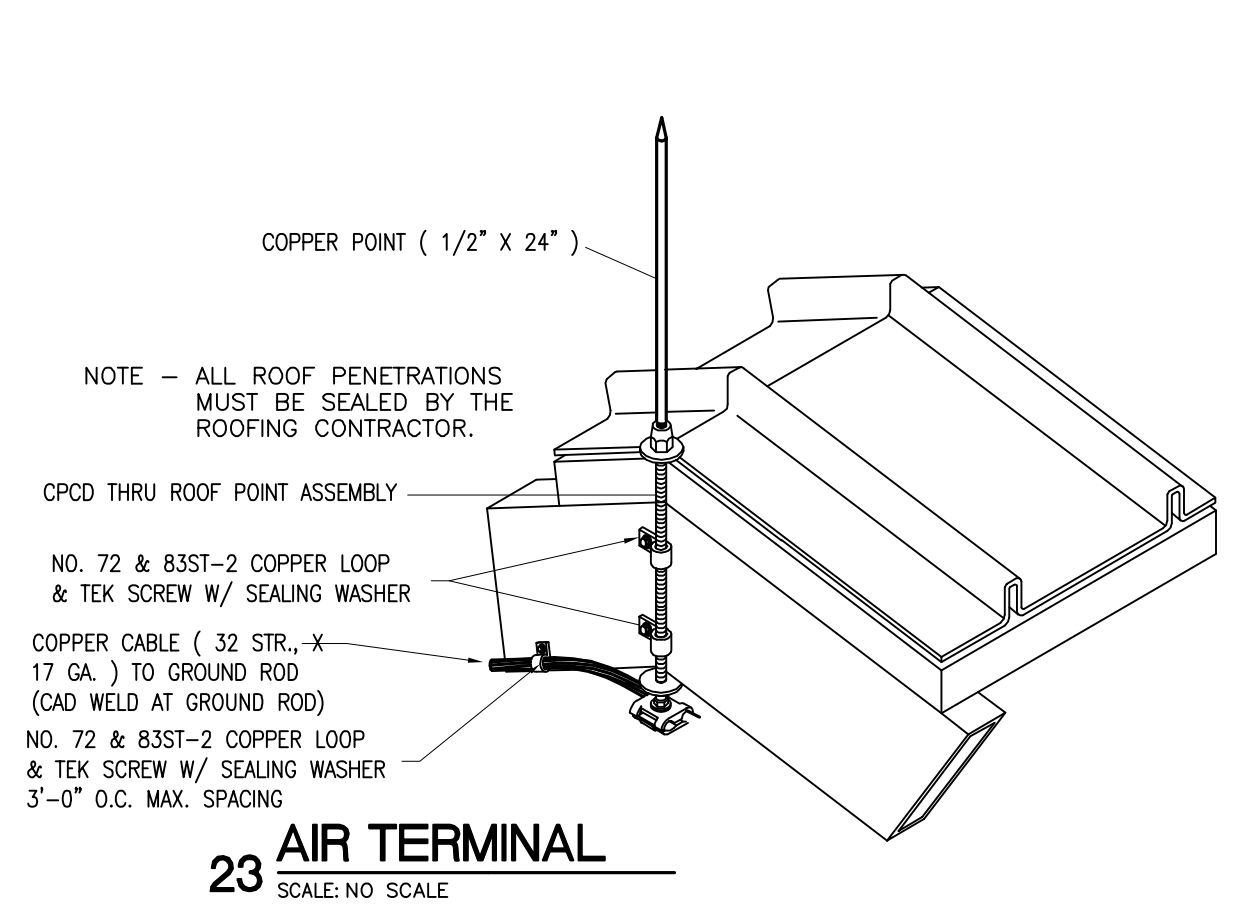
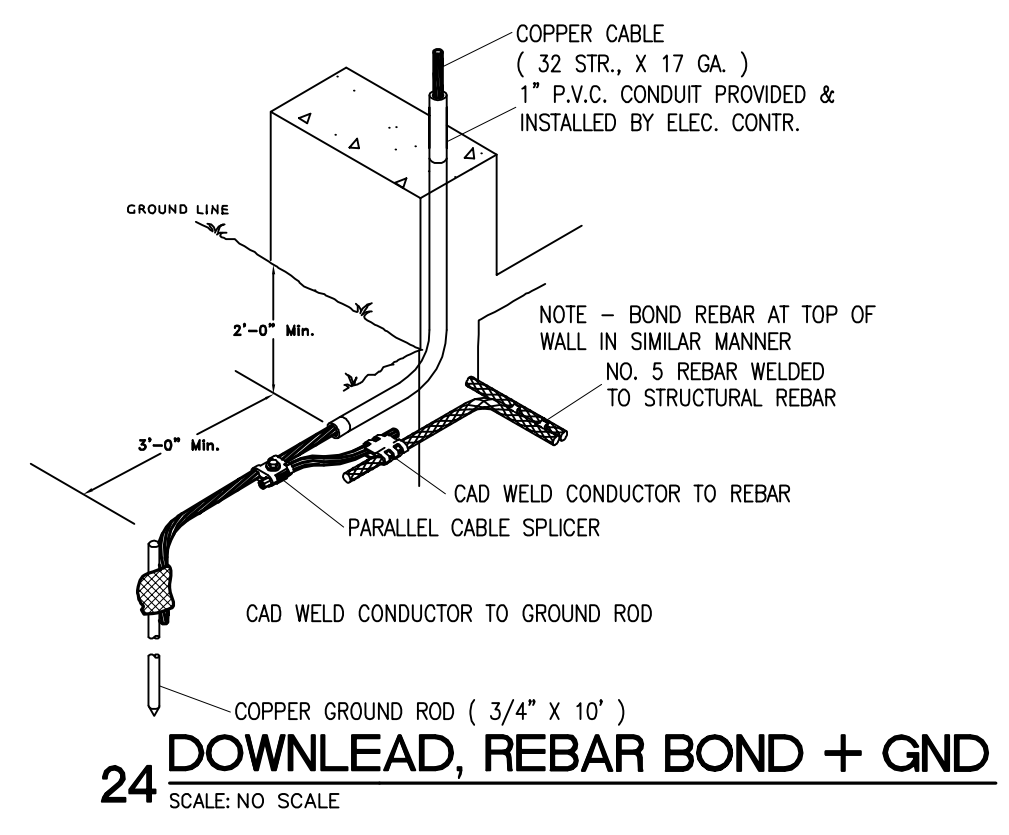


Plotted By: Dan Habelter 24 May, 2017 Drawing File: E:\Dropbox (EnviroDesign)\EnviroDesign Team Folder\Current\2017-055 Cinergy Amarillo\2017-055E23.dwg

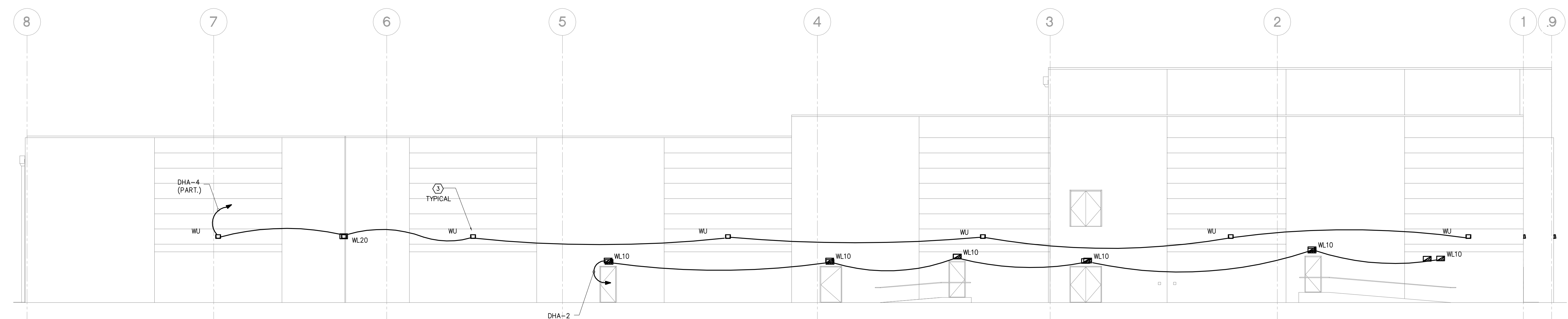
ALL DRAWINGS AND WRITTEN MATERIAL APPEARING HEREIN CONSTITUTE ORIGINAL AND UNPUBLISHED WORK OF THE ENGINEER AND MAY NOT BE DUPLICATED, USED OR DISCLOSED WITHOUT WRITTEN CONSENT OF ENVIRODESIGN, INC. © 2017 ENVIRODESIGN, INC. ALL RIGHTS RESERVED.



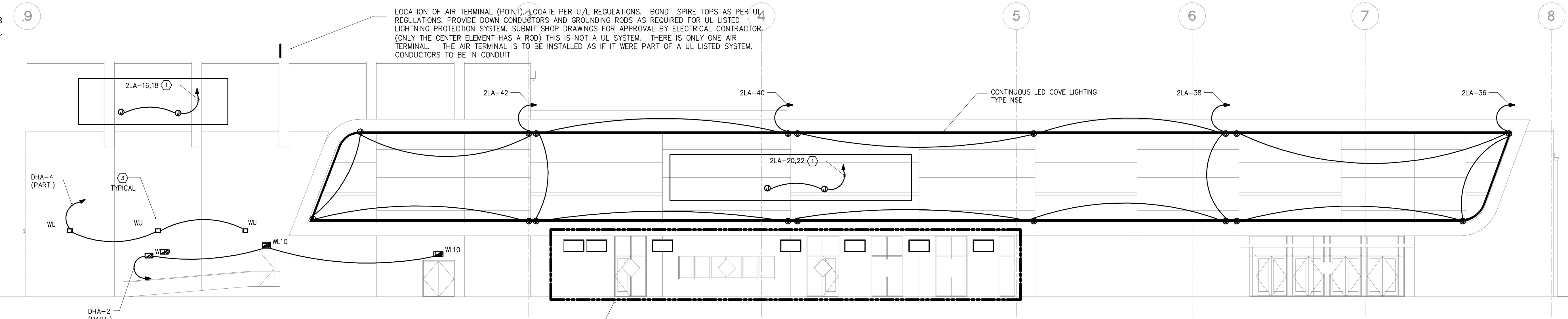
- NOTES BY SYMBOL:**
- ① J-BOX BEHIND PARAPET FOR EXTERIOR SIGN. VERIFY EXACT MOUNTING & CONNECTION REQUIREMENTS WITH SIGN VENDOR PRIOR TO ROUGH-IN. EXTEND 1/2\"/>
  - ② PROVIDE WATER PROOF J-BOX FOR EXTERIOR SIGNAGE FOR EXTERIOR SIGN. VERIFY EXACT MOUNTING AND CONNECTION REQUIREMENTS WITH SIGN VENDOR PRIOR TO ROUGH-IN. EXTEND 1/2\"/>
  - ③ TYPE WU IS A COLOR CHANGING DYNAMIC SCIENCE. REQUIRES DATA CABLES DANCEY CHAINED BETWEEN FIXTURES FOR DMX CONTROL. CONTROLS TO BE LOCATED IN DATA RACK AT EQUIPMENT LEVEL IT AREA.

- GENERAL NOTES**
1. REFER TO ARCHITECTURAL PLANS FOR EXACT DIMENSIONS & LOCATIONS OF LUMINAIRES.
  2. ALL CIRCUIT NUMBERS REFER TO PANEL "2LA" UNLESS NOTED OTHERWISE ON PLANS.
  3. REFER TO REMAINING ELECTRICAL SHEETS FOR ADDITIONAL NOTES, SCHEDULES AND DETAILS.
  4. CONTRACTOR TO PROVIDE ELECTRICAL CONNECTION TO FIRE/SMOKE DAMPERS. VERIFY LOCATION AND QUANTITY OF FIRE/SMOKE DAMPERS. VERIFY LOCATION AND QUANTITY WITH MECHANICAL CONTRACTOR.
  5. IN AUDITORIUMS KEEP SPEAKER CABLE AND CONDUIT 2\"/>
  6. NOTE THAT ON ALL "WE" FIXTURES, CIRCUIT BATTERY WITH "HOT" AHEAD OF ATCS CONTACTOR (TYPICAL).

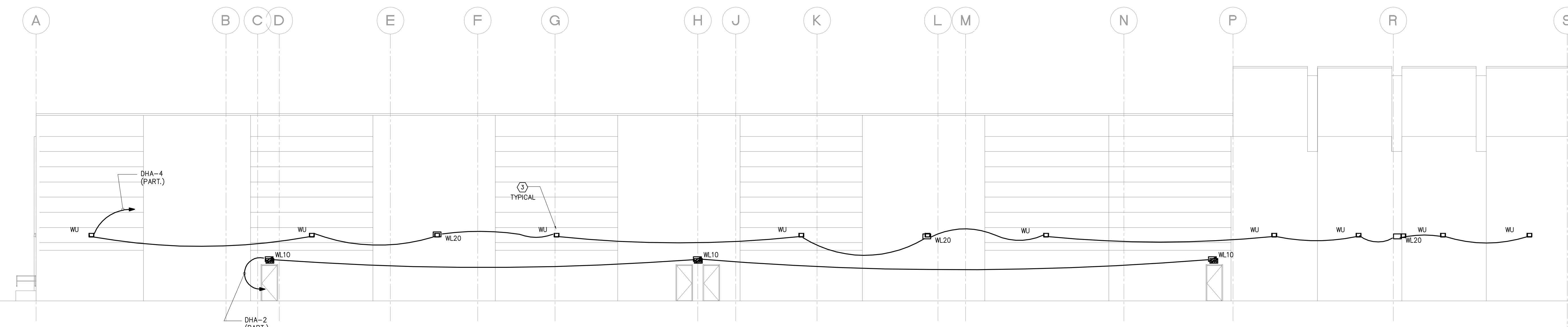
- 1. ALL EXTERIOR SIGNAGE, AND FIXTURES TO BE CONTROLLED BY CONTACTORS (PHOTOCELL IN SERIES WITH TIME CLOCK.)
- 2. SIGNS ARE TO BE ON ONE CONTROL TIME CLOCK, FIXTURES ON A SECOND TIME CLOCK.
- 3. ALL TYPE WE FIXTURES ARE TO BE PHOTOCELL ON AND OFF.



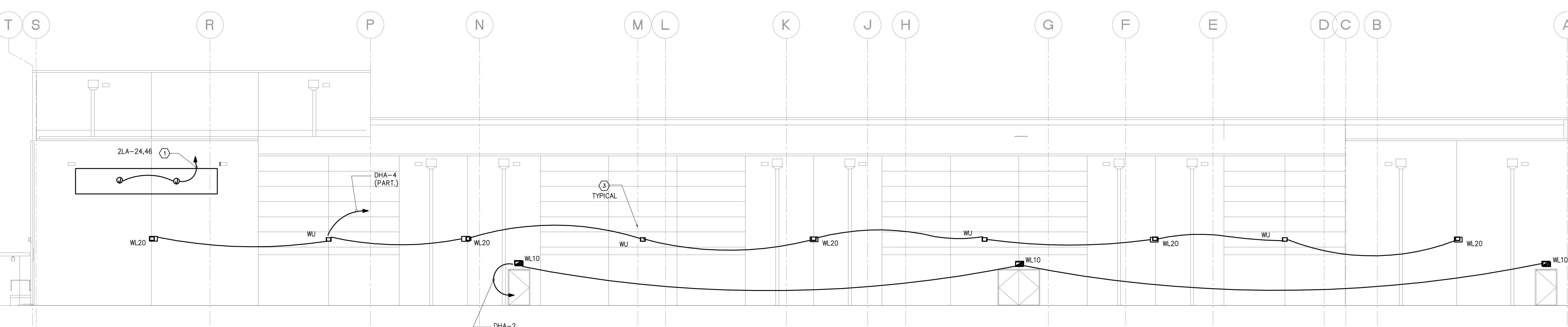
01 NORTH ELEVATION - ELECTRICAL  
SCALE: NOT TO SCALE



02 SOUTH ELEVATION - ELECTRICAL  
SCALE: NOT TO SCALE



03 WEST ELEVATION - ELECTRICAL  
SCALE: NOT TO SCALE



04 EAST ELEVATION - ELECTRICAL  
SCALE: NOT TO SCALE

**5G** Studio Collaborative, LLC.  
800 Jackson | Suite 600 | Dallas, TX 75202  
260 Peachtree Street | Suite 500 | Atlanta, GA 30303

**ARCHITECT**  
5G Studio Collaborative, LLC.  
800 Jackson St., Suite 600  
Dallas, TX 75202  
Rick Walker - 214.670.0050

**STRUCTURAL ENGINEER**  
L.A. Fuess Partners Engineers  
3333 Lee Parkway, Suite 300  
Dallas, TX 75219  
Jeff Tracy - 214.811.0101

**MEP ENGINEER**  
EnviroDesign, Inc.  
900 Ranch Rd 620 So., Suite C101-301  
Austin, TX 78738  
Sam Patton - 512.693.9015  
Leesa PC Form Number 1-3847

24 May 2017  
  
 Dan Habelter, P.E.  
 No. 57170

THESE SPECIFICATIONS ARE THE PROPERTY OF ENVIRODESIGN. COPIES OF THE DRAWINGS & SPECIFICATIONS RETAINED BY THE CLIENT MAY BE UTILIZED ONLY FOR HIS USE & FOR OCCUPANCY OF THE PROJECT FOR WHICH THEY WERE PREPARED, & NOT FOR THE CONSTRUCTION OF ANY OTHER PROJECT.

REV.	DATE	PERMIT ISSUE	ISSUE
5/12/17		PERMIT ISSUE	
5/24/17		ISSUE FOR BID	

**CINERGY AMARILLO**

SHEET DESCRIPTION  
**EXTERIOR ELEVATIONS**  
**LIGHTING AND POWER**

2016-151  
 PROJECT NUMBER

**E2.3**  
 SHEET NUMBER