



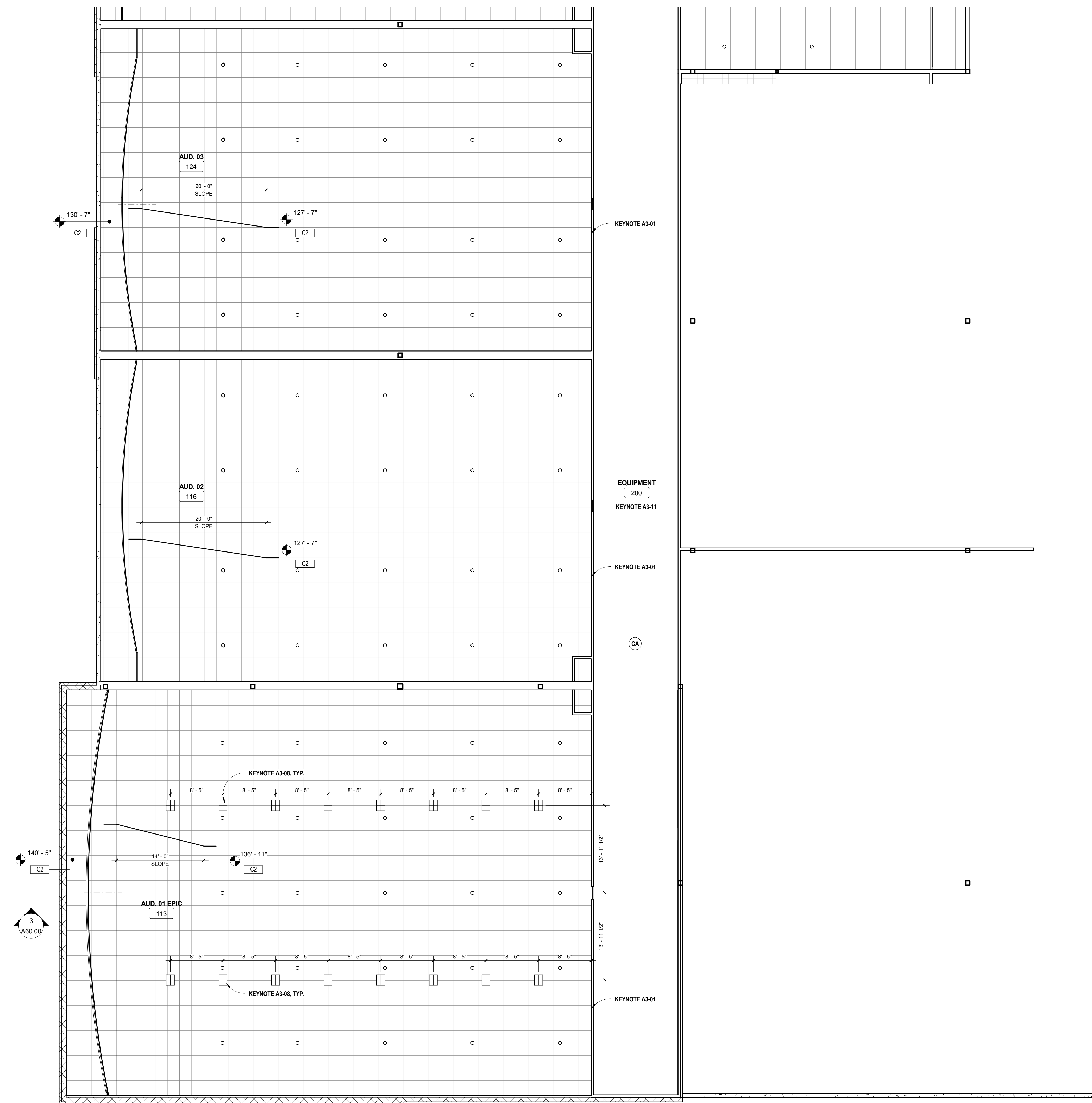
ARCHITECT
5G Studio Collaborative, LLC.
800 Jackson St., Suite 500
Dallas, TX 75202
Ian Mearns 214-646-1508

STRUCTURAL ENGINEER
Hunt & Joiner, Inc.
1120 Capitol of Texas Highway Suite 100
Austin, TX 78746
Cole Edwards 512-356-8788

MEP ENGINEER
EnviroDesign
900 Ranch Road 620 South, Suite C101-301
Austin, TX 78734
Sam Patton 512-693-9015

CIVIL ENGINEER
Maverick Engineering
1909 West Wall Street, Suite K
Midland, TX 79701
Andrew Nelson 432-262-0999

OWNER
Cinergy Cinemas & Entertainment
5720 LBJ Freeway, Suite 625
Dallas, TX 75240
Jeffrey Benson 469-804-7475



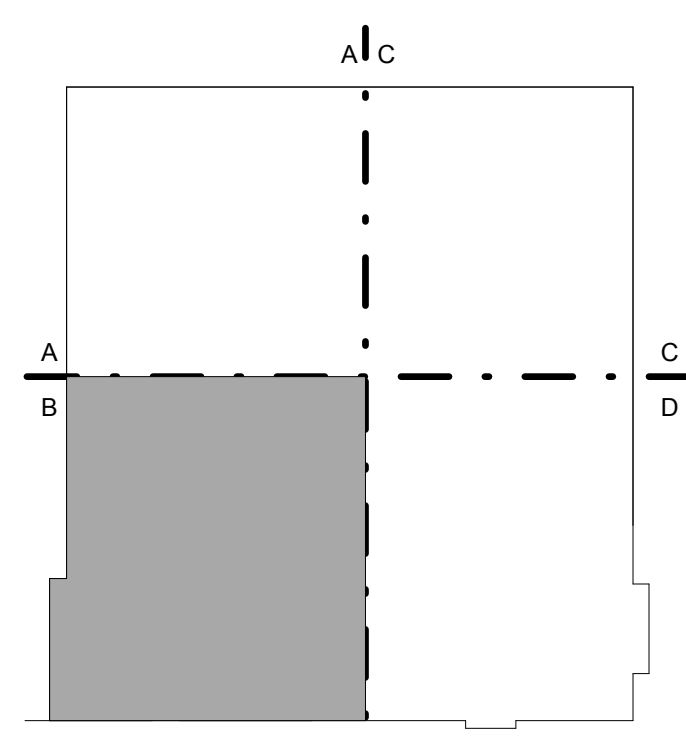
- A3-01 START FULL CEILING TILE AT FACE OF WALL.
- A3-02 REFER TO MEZZANINE CEILING PLAN FOR ADDITIONAL INFORMATION.
- A3-03 OPEN TO STRUCTURE. PAINT ALL EXPOSED STRUCTURE AND MEP ITEMS P5.
- A3-04 PRIVACY CURTAIN TRACK PER [9 / A31.00]
- A3-05 BLACK LIGHT CANNON SUPPLIED BY VENDOR AND INSTALLED BY CONTRACTOR.
- A3-06 SURFACE MOUNT STRIP LIGHT FIXTURE TO DECK.
- A3-07 SUSPEND TRACK 18'-0" ABOVE FINISH FLOOR.
- A3-08 INSTALL CEILING SPEAKER PER [10 / A31.00]
- A3-09 EXTEND CEILING PER PLAN INTO PARTITION POCKET
- A3-10 LANE NUMBER PROJECTOR SUPPLIED BY OWNER AND INSTALLED BY CONTRACTOR.
- A3-11 SEE ELECTRICAL LIGHTING PLANS FOR LIGHTING LAYOUT. SCALE DRAWINGS TO NEAREST INCH FOR LAYOUT.

2 KEYNOTES
12" = 1'-0"

- 01 SEE ELECTRICAL DRAWINGS FOR LIGHT FIXTURE SCHEDULE.
- 02 LIGHTS ARE SUPPLIED AND INSTALLED BY CONTRACTOR.
- 03 CENTER CAN LIGHT FIXTURES WITHIN CEILING TILES UNLESS NOTED OTHERWISE.
- 04 CENTER CAN LIGHT FIXTURES IN BOTH OVERALL DIMENSIONS OF SOFFITS UNLESS NOTED OTHERWISE.
- 05 TRIM RINGS OF ALL MECHANICAL, ELECTRICAL AND PLUMBING ITEMS LOCATED IN CEILINGS ARE TO MATCH ADJACENT CEILING OR SOFFIT COLOR.
- 06 COORDINATE COLORS OF GRILLES, REGISTERS AND DIFFUSERS WITH ADJACENT CEILING COLOR. ITEMS LOCATED IN BLACK CEILINGS SHALL BE BLACK. ITEMS LOCATED IN WHITE CEILINGS SHALL BE WHITE. IF CEILINGS ARE NOT BLACK OR WHITE, THEN PAINT ITEMS TO MATCH ADJACENT COLOR.
- 07 PAINT ALL GYPSUM SOFFITS.
- 08 I.T. EQUIPMENT SUPPLIED AND INSTALLED BY VENDOR. PROVIDE POWER AND DATA PER ELECTRICAL DRAWINGS. CONFIRM MOUNTING HEIGHTS OF CAMERAS WITH I.T. MANAGER. CENTER ALL DEVICES IN CEILING TILES.


- (CA) CAMERA
- (CT) CT WIRELESS AP
- (IC) IC WIRELESS AP
- (PR) IC WIRELESS AP

1 GENERAL NOTES
12" = 1'-0"



KEY PLAN

REV.	DATE	ISSUE TITLE
	05.12.17	ISSUE FOR PERMIT
	05.24.17	ISSUE FOR BID



CINERGY AMARILLO

AUDITORIUM CEILING
PLAN AREA 'B'

A30.02b

ARA007
PROJECT NUMBER

3 LEVEL 1 CEILING PLAN AREA 'C'
18" = 1'-0"

