



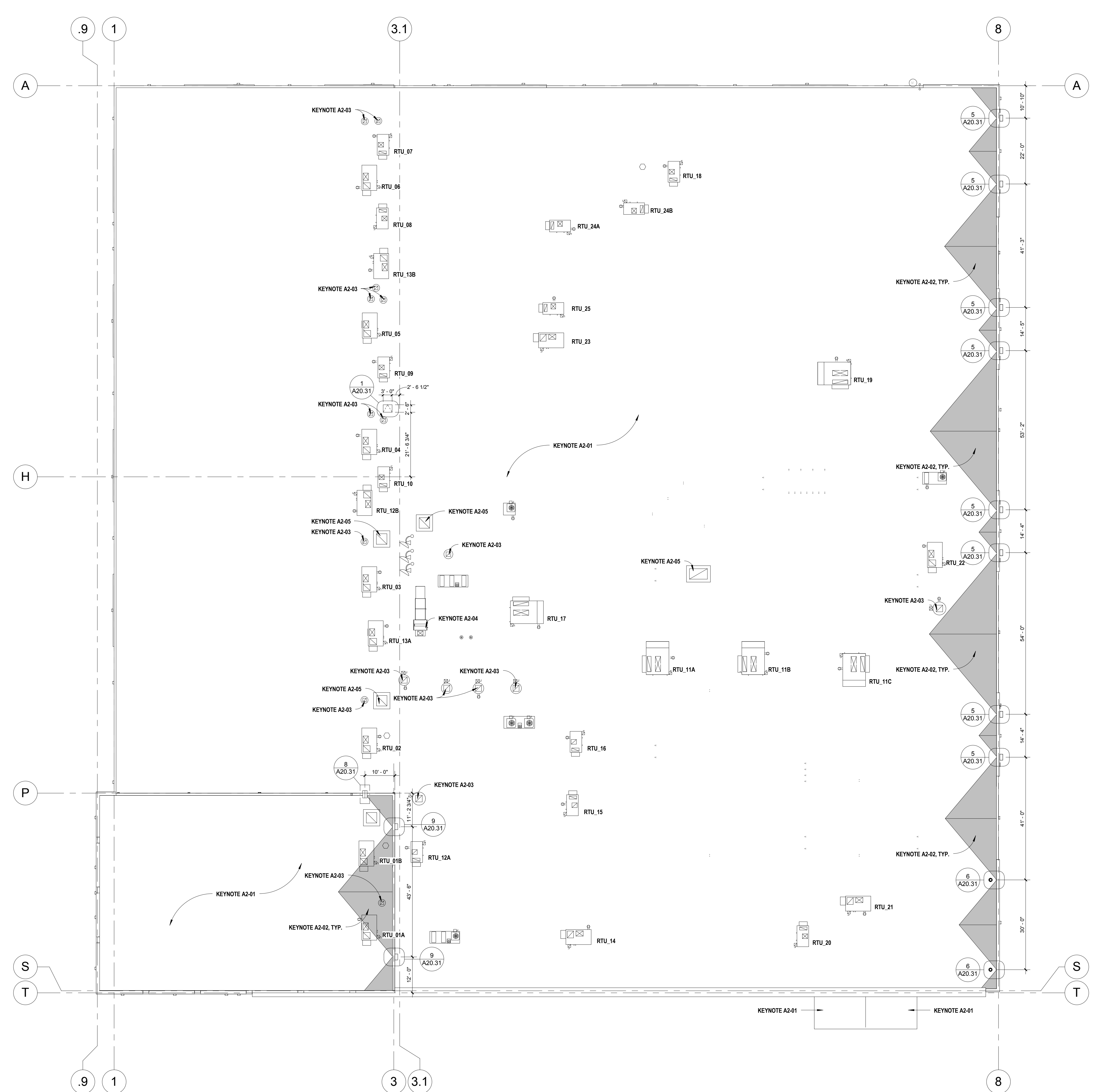
ARCHITECT
5G Studio Collaborative, LLC.
800 Jackson St., Suite 500
Dallas, TX 75202
Ian Mearns 214-646-1508

STRUCTURAL ENGINEER
Hunt & Joiner, Inc.
1120 Capitol of Texas Highway Suite 100
Austin, TX 78746
Colin Edwards 512-358-8788

MEP ENGINEER
EnviroDesign
900 Ranch Road 620 South, Suite C101-301
Austin, TX 78734
Sam Patton 512-693-9015

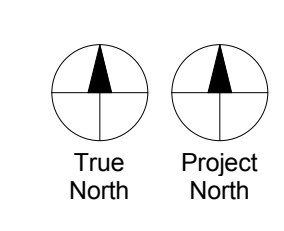
CIVIL ENGINEER
Maverick Engineering
1909 West Wall Street, Suite K
Midland, TX 79701
Andrew Melton 432-282-0999

OWNER
Cinergy Cinemas & Entertainment
5720 LBJ Freeway, Suite 625
Dallas, TX 75240
Jeffrey Benson 469-804-7475




- A2-01 SLOPE ROOF 1/4" PER FOOT MINIMUM
 - A2-02 SLOPE CRICKET 1/4" PER FOOT MINIMUM
 - A2-03 EXHAUST FAN
 - A2-04 MAKE UP AIR UNIT
 - A2-05 RELIEF HOOD
- 2** KEYNOTES
12" = 1'-0"

- A INSTALL MANUFACTURER'S STANDARD WALK PADS AT PERIMETER OF ALL ROOF TOP UNITS AND PROVIDE WALK PADS TO CONNECT ALL UNITS TO ROOF HATCH.
- B INSTALL CRICKET AT UPSIDE OF ALL MECHANICAL CURBS TO PROVIDE POSITIVE DRAINAGE AROUND CURBS. CRICKET TO SLOPE 1/4" PER FOOT MINIMUM.
- C CLEAN AND PAINT GAS LINE ON ROOF SW6911 CONFIDENT YELLOW.
- D CONTRACTOR SHALL LABEL ALL ROOF TOP EQUIPMENT PER MECHANICAL DRAWINGS.
- E SEE [4 / A20.31] FOR TYPICAL PENETRATION DETAIL.
- F SEE [3 / A20.31] FOR TYPICAL MECHANICAL CURB DETAIL. SEE MECHANICAL DRAWINGS FOR ADDITIONAL INFORMATION.



3 ROOF PLAN
1/16" = 1'-0"

REV.	DATE	ISSUE TITLE
	05.12.17	ISSUE FOR PERMIT
	05.24.17	ISSUE FOR BID
1	06.12.17	ADDENDUM 01



CINERGY AMARILLO

ROOF PLAN

A20.30
PROJECT NUMBER SHEET NUMBER

ARA007
PROJECT NUMBER

1 GENERAL NOTES
12" = 1'-0"